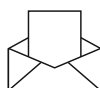




## **FPi 4115, FPi 4225, FPi 4325**

Robust, fast, accurate.

---



FOLDING AND INSERTING

# Accelerate your mailing processes – convenient and efficient

With these systems, your mailing processes are handled quickly, accurately and reliably. Numerous options and solutions offer additional convenience and ensure maximum efficiency.

**Sheet feeder**

Each feeder can process documents with one or several pages. The feeders can process standard DIN paper formats.

**Data integrity of mail pieces**

The optional OMR or 2D camera detects mail pieces with different numbers of pages and thus ensures faultless inserting – ideal for payrolls and salary statements or invoices.

**Insert feeder**

Special feeder that automatically or selectively feeds pre-folded inserts (up to 2 mm), marketing flyers or return envelopes/postcards.

**Envelope feeder**


Processes various formats such as C6/5 envelopes

**User interface**


The touchscreen makes it easy to configure and call up jobs. Mail processing ready for operation in just a few seconds.

**Output options**

The optional Vertical Power Stacker maintains the printing sequence and can hold up to 500 envelopes (standard collection tray shown on the left).



**Fold types:**




Single fold, zigzag fold, double-parallel fold and letter fold

# Quick and reliable mail production


The system’s optical mark reader accelerates the mailing process. Moreover, it provides the additional security that the right documents are sent to the right recipients.

The camera reads the commands of the bar code for automated mail dispatch. As a result, documents no longer need to be sorted manually according to the number of pages. Your mailings will be processed more accurately without losing any speed.




**User friendliness**

Reduced complexity for users of all experience levels



**Accuracy**

Avoid expensive delays caused by manual errors.




**Productivity**

Reliable speed and performance without down-times ensure smooth mailing processes.


The mailing of invoices, statements and communications to your customers is important for your company. However, complicated preparation of mailings costs time and can lead to errors that result in delays and dissatisfied customers. Thanks to the systems, it is very simple to produce mail pieces, so that the right documents always reach the right customer straight away.

**Simple, trusted methods.** The systems were developed for the requirements of your whole team, regardless of their individual levels of experience. They can be used with minimal effort even by users without previous technical knowledge. The large colour touchscreen makes it easy to set up and select job settings. The convincing user experience is based on a trusted platform and gives you the certainty that your mailings are produced rapidly and without interruptions.

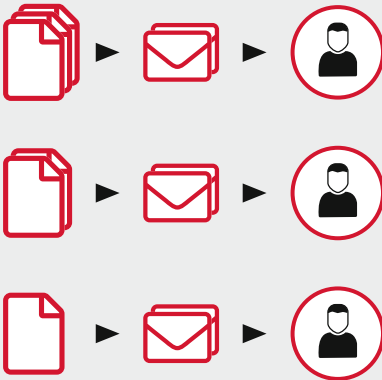
## Fast, accurate and reliable mail production with the optical mark reader



Print documents with new codes and place them in the inserting system.



The inserting system reads the codes and inserts and sorts your mailings automatically.



The right document is sent to the right recipient, double-checked in the inserting process.

Inserters systems

# FPI 4115/4225/4325



Technical data\*

System	FPI 4115	FPI 4225	FPI 4325
Cycle speed	2,500 per hour	3,000 per hour	3,500 per hour
Monthly capacity	up to 10,000 pcs./month	up to 20,000 pcs./month	up to 42,500 pcs./month
Feeder configuration	1 sheet feeder, 1 large insert feeder, Envelope feeder	2 sheet feeder, 1 large insert feeder, Envelope feeder	2 sheet feeder, 1 large insert feeder, Convenient envelope lift
Fold options	letter, zig-zag, half, double	letter, zig-zag, half, double	letter, zig-zag, half, double
Integrity options	OMR, 2D (C-fold only)	OMR, 2D (all fold types)	OMR, 2D (all fold types)
Sheet feeder capacity	325	325 each	325 each
Insert feeder capacity	300	300	300
Envelope feeder capacity	100	100	300
Programmable jobs	20	20	20
Dimensions/weight			
Table dimensions	711 x 533 x 635 mm	711 x 533 x 635 mm	991 x 533 x 635 mm
Full installation dimensions	711 x 533 x 635 mm	711 x 533 x 635 mm	1,067 x 533 x 635 mm
Weight	63 kg	66 kg	72 kg

\* Based on 75 g/m²

Here, you will find the right functions for your applications

Sheet-feeder



Designed for applications with low volumes, which only need to process and insert one document type.

FPI 4115	✓
FPI 4225	-
FPI 4325	-



Enables folding and inserting of two document types. Double your capacity to up to 650 sheets by linking the feeders.

FPI 4115	-
FPI 4225	✓
FPI 4325	✓

Envelope feeder



The envelope tray has capacity for up to 100 envelopes and is suitable for a multitude of envelope sizes

FPI 4115	✓
FPI 4225	✓
FPI 4325	-



The convenient envelope lift increases the capacity to 300 envelopes and improves user friendliness.

FPI 4115	-
FPI 4225	-
FPI 4325	✓

Subject to technical changes.  
© 2023 Francotyp-Postalia. All rights reserved. The FP logo and Francotyp-Postalia product logos are brands or registered trademarks of Francotyp-Postalia GmbH.



Francotyp-Postalia  
Vertrieb und Service GmbH  
Prenzlauer Promenade 28  
D-13089 Berlin  
info@francotyp.com  
francotyp.de

CERTIFIED ACCORDING TO  
ISO 9001  
ISO 14001  
ISO 45001  
ISO 50001

